2013



2014 10 30

.....1

.....2

1. 2

2. 2

3. 3

4. 4

5. 5

.....7

1. 7

2. 7

3. 9

4. 10

.....12

1. 12

2. 12

3. 13

4. 14

.....16

1. 16

2. 17
3. 18
“ ” **.....19**
1. 19
2. ...20
3. . 21
4. 21
5. ...22
6. ...23
.....24
1. 24
2. 24
3. “ ” 25
1 2013-2014 26
2 2013 29

2010-2020

2012 3

1.

7 2 6

1 4 1

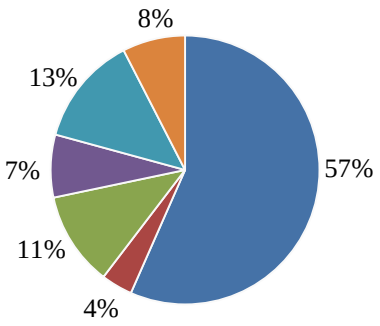

1

2013

3

5

20

2013

3.

2013-2014 23899 17307

72.42% 6000

2013

4212 11

17 39 37 18 6

97.5% 16 30

2012 12 5

50 7 40 50 4 30 40

100% 48.2%

40

1 10 13

5.

2013

107688.33 112131.85

11989.57 10.69% 24458.12

21.81% 18653.48 16.64% 3

2013 2128.46

1391.66

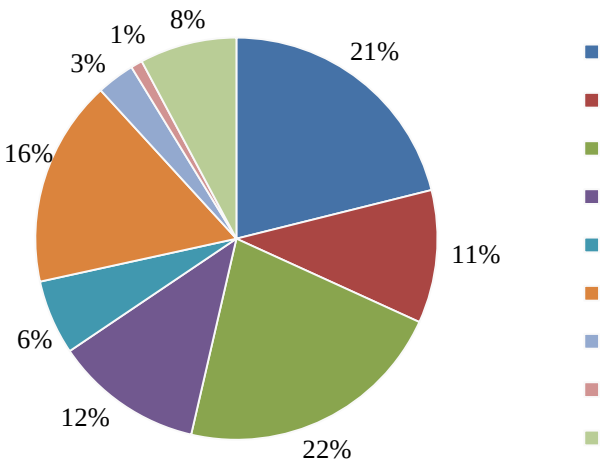

3. 2013

5

598353 +

237140

41395 311971

2013 1100

17

2013 151.12

356.21 3

5 9 10

1.

2012 2012

2012

[2012]34 59

53 2013

53

2013

2

17

2

5 5

9

2016 53

1/3 1/3 1/2

2.

2013

2 2013-2014 7002 2216

5540

2.

2013 3 8

3 2013

3

30

109

Optoelectronics Materials Physics Human Anatomy 10

300

3.

2002

500 2000

500

2013 11

2013

4.

2013

23

101 60

171

2013 2013 6

2014 3

2013 6 10

2013 10 ASIIN

ASIIN

2014 4

ASIIN ENAEE EUR-ACE

2013-2014

167 341 49

139

C

20

8 27

1.

2013

2013

[2013]134

[2013]128

30

2 20

2013

40 2013

2.

2013

6 8 8 10

1.5 2

3000

30% 50%

3.

[2012]4

[2012]25

[2012]81

100 50

2013 95

59 62%

2 70%

95%

4.

2013 - -

88 2013-2014

3

3. 2013-2014

( )	**90~100**		**80~90**		**<80**			
	28	47.5%	31	52.5%	0	0.0%	59	89.16
	59	43.1%	78	56.9%	0	0.0%	137	88.92

( )	90~100		80~90		<80			
	51	37.5%	85	62.5%	0	0.0%	136	88.50
	22	33.8%	43	66.2%	0	0.0%	65	88.85
	84	61.3%	53	38.7%	0	0.0%	137	89.58
	19	36.5%	33	63.5%	0	0.0%	52	88.55
	16	26.7%	44	73.3%	0	0.0%	60	88.30
	40	32.8%	82	67.2%	0	0.0%	122	88.43
	48	60.0%	32	40.0%	0	0.0%	80	89.51
	4	26.7%	11	73.3%	0	0.0%	15	88.41
	23	51.1%	22	48.9%	0	0.0%	45	89.18
	7	25.0%	21	75.0%	0	0.0%	28	88.70
	29	72.5%	11	27.5%	0	0.0%	40	89.85
	15	42.9%	20	57.1%	0	0.0%	35	89.23
	7	36.8%	12	63.2%	0	0.0%	19	88.79
	2	66.7%	1	33.3%	0	0.0%	3	89.56
	3	60.0%	2	40.0%	0	0.0%	5	88.90
	13	46.4%	15	53.6%	0	0.0%	28	89.77
	470	**44.1%**	**596**	**55.9%**	**0**	**0.0%**	**1066**	**88.96**

1. 5 4 1

2. 1 1

3. 9 1

4.

1.

4

4. 2013-2014

			4.0-4.5	**3.5-3.9**	**3.0-3.4**	**2.5-2.9**	**2.0-2.4**	**1.9**	
	2634	297194	19	657	1812	1276	517	235	2.96
	2204	256590	16	683	1509	1160	648	357	2.88
	1342	167737	20	575	1254	1063	712	593	2.77
	843	91077	20	686	1495	1085	640	657	2.81

4.5 95-100 A+ 4.0 90-94 A

3.5 85-89 B+ 3.0 80-84 B

2.5 75-79 B- 2.0 70-74 C+

1.5 61-69 C 1.0 60 D

0 59 F

2013 247 14

18 20 29 67 54

24%

2013

2011-2013

5

5. 2011-2013

		2011	**2012**	**2013**
		7	10	21
		16	15	20
		38	47	32
		25	65	34
		54	71	62
		13	15	34
		153	223	203

2.

2013 9 2013 4319 4042

93.59% 4026

93.22% 2014 9 2014 4283 3987

93.09% 3968

92.65%

2013

300

2013

2 Friday 10 2 100

2000

95%

2013 2013 8 31 95.34%

53.83% 13.64% 7.98% 11.63% 0.47%

7.79%

37.72% 12.31% 11.50%

2013 287

12 13

287

98.95%

42.86%

37.98% 33.45%

3.

2013 79 759 552

207 2013-2014 122

67 11 58 31

18 9 141

36 102 83

2013

566 2012 22%

382 2012 13.35% 2013

340 37 2012 31%

2013 22 3-6

2.

1

2

2013

3 5

3

2009

-

- -

4

1

2 + + +

+ +

3

4

3.

1

3 30

300

2

CDIO

3 2013

3000

2000 3 100

2 4

4.

1

2 4+M

4+M

3

3

2

4

5.

1

2 -

-

3

6.

1 2+1+1

2+1+1

2

– – –

3

8 ASIIN

QAA ASIIN

ASIIN

1.

2013-2014 193

144 74.61% 346

6.24% 2012-2013 2015

90%

2014-2015

48 4

40

3. “ ”

5%

300

1		17307 403 72.42% 2.73%
2		53 30 56.60% 3 5.66% 7 13.21% 6 11.32% 2 3.77% 1 1.89% 4 7.55%
3		94.01% 3.91%
4		1456 454 1683
		13.26% 26.79%
		46.43% 38.60%
		30 10.10% 31-40 45.88% 41-50 26.37% 51-60 16.76% 60 0.89%
5		17.16 0.63
6		2.36 0.36 11902.47
7		52.31 / 2.09 /
8		3562143 380832 30063 3389
		123.31 / 10.53 /
9		0.55 0
10		11.65 / 0.02 /

15		170.8 3334.4 63.92% 37.16%
16		37.6 22.00% 104.2 61.00%
17		2216 5540
18		74.61% 0.0042
19		6.25% 0.0002
20		340 596
21		5540 30 27.29% 30-59 35.97% 60-89 17.20% 90 19.53% 3142 56.71% 2398 43.29%
22		311 1.80% 0.24%
23		214 47
24		382 2.21% 45 0.31%
25		12899 11685 5274 4444
26	0-4.5	4-5 0.49% 3.5-4 15.29% 3.0-3.5 32.11% 2.5-3 22.96% 2-2.5 14.06% 0- 2 15.08%
		4-5 1.25% 3.5-4 14.59% 3.0-3.5 26.58% 2.5-3 22.56% 2-2.5 15.56% 0- 2 19.46%
		4-5 1.92% 3.5-4 21.41% 3.0-3.5 34.43% 2.5-3 22.61% 2-2.5 12.05% 0- 2 7.57%

02	0203	020301K		
	0204	020401		
05	0502	050201		
		050203		
		050207		
	0503	050303		
		050304		
		050305		
07	0701	070101		
	0702	070202		
	0703	070302		
08	0802	080202		
		080203		
		080205		
		080206		
		080207		
	0803	080301		
	0804	080401		
	0805	080501		
		080503T		
	0806	080601		
	0807	080701		
		080702		
		080703		
		080705		
		080711T		
		080714T		
	0808	080801		

	0809	080901		
		080903		
		080907T		
	0810	081001		
		081002		
	0813	081302		
	0817	081702		
		081703		
	0825	082502		
	0826	082601		
		082602T		
	0827	082701		
		082702		
10	1010	101003		
11	1201	120101		
		120102		
	1202	120201K		
		120203K		
	1204	120401		
	1207	120701		
	1209	120903		
13	1303	130310		
	1305	130502		
		130503		
		130504		